



# Caledonian

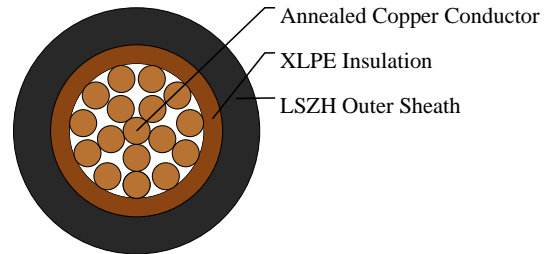

FIRETOX LSZH Flame Retardant Power & Control Cables

www.caledonian-cables.com

marketing@caledonian-cables.com

## 600/1000V XLPE Insulated, LSZH Sheathed Power Cables to IEC 60502-1 (Single Core)

FTX300 1RZ1-R 1C16 (CU/XLPE/LSZH 600/1000V Class 2)



### APPLICATIONS

These XLPE insulated and LSZH sheathed cables are generally used for fixed installation. Suitable for building wiring, especially in areas where smoke and fume emissions may cause a potential threat to life but not for burial in the ground, either directly or in ducts.

### STANDARDS

Basic design to IEC 60502-1

### APPROVALS

TUV Certification (B 098200 0033 Rev.00)

### FIRE PERFORMANCE

Flame Retardance (Single vertical wire or cable test )	IEC 60332-1-2; EN 60332-1-2
Reduced Fire Propagation (Vertically-mounted bundled wires & cables test)	IEC 60332-3-24; EN 60332-3-24
Halogen Free	IEC 60754-1; EN 50267-2-1
No Corrosive Gas Emission	IEC 60754-2; EN 50267-2-2
Minimum Smoke Emission	IEC 61034-2; EN 61034-2

### VOLTAGE RATING

600/1000V

### CABLE CONSTRUCTION

Conductor: The conductors shall be class 2 plain or metal-coated annealed copper in accordance with IEC 60228.

Class 1 and class 5 conductor can be offered as option.

Insulation: Thermosetting XLPE compound as per IEC 60502-1.

Outer Sheath: Thermoplastic halogen free compound ST8 as per IEC 60502-1.

Outer Sheath Option: UV resistance, hydrocarbon resistance, oil resistance, anti-rodent and anti-termite properties can be offered as option.

### COLOUR CODE



# Caledonian

FIRETOX LSZH Flame Retardant Power & Control Cables

www.caledonian-cables.com

marketing@caledonian-cables.com

Insulation Colour: Brown or blue; other colours can be offered upon request.

Sheath Colour: Black; other colours can be offered upon request.

## PHYSICAL AND THERMAL PROPERTIES

Maximum temperature range during operation: 90°C

Maximum short circuit temperature (5 Seconds): 250°C

Minimum bending radius

circular copper conductors OD≤25mm : 4 × Overall Diameter

circular copper conductors OD>25mm: 6 × Overall Diameter

shaped copper conductors: 8 × Overall Diameter

## Electrical Properties

Conductor operating temperature: 90°C

Ambient temperature: 30°C

## DIMENSION AND PARAMETERS

No. of Cores × Cross- sectional Area	Conductor Class	Nominal Insulation Thickness	Nominal Sheath Thickness	Approx. Overall Diameter	Approx. Weight
No.×mm <sup>2</sup>		mm	mm	mm	kg/km
1x16	2	0.7	1.4	9.3	232

## Current-Carrying Capacities (Amp) according to BS 7671:2008 table 4E1A

Conductor Cross- sectional Area	Ref. Method A 2cables, 1-phase a.c. or d.c.	Ref. Method A 3/4 cables, 3- phase a.c.	Ref. Method B 2 cables, 1-phase a.c. or d.c	Ref. Method B 3/4 cables, 3- phase a.c.	Ref. Method C 2 cables, 1-phase a.c. or d.c. flat and touching	Ref. Method C 3/4 cables, 3-phase a.c. flat and touching or trefoil	Ref. Method F 2 cables, 1- phase a.c. or d.c. flat	Ref. Method F 3 cables, 3-phase a.c. flat	Ref. Method F 3 cables, 3-phase a.c. trefoil	Ref. Method G 2 cables, 1- phase a.c. or d.c. or 3 cables 3- phase a.c. Horizontal	Ref. Method G 2 cables, 1- phase a.c. or d.c. or 3 cables 3-phase a.c. Vertical
mm <sup>2</sup>	A	A	A	A	A	A	A	A	A	A	A
16	81	73	100	88	109	99	—	—	—	—	—

## Voltage Drop (Per Amp Per Meter) according to BS 7671:2008 table 4E1B

Conductor Cross- sectional Area	2 cables d.c.	Ref. Methods A,B 2 cables, 1-phase a.c.	Ref. Methods C,F 2 cables, 1-phase a.c. (Cables touching)	Ref. Methods C,F 2 cables, 1-phase a.c. (Cables spaced)	Ref. Methods A,B 3 or 4 cables, 3- phase a.c.	Ref. Methods C,F 3 or 4 cables, 3-phase a.c. (Cables touching,Trefoil)	Ref. Methods C,F 3 or 4 cables, 3-phase a.c. (Cables touching,Flat)	Ref. Methods C,F 3 or 4 cables, 3-phase a.c. (Cables spaced,Flat)
mm <sup>2</sup>	mV/A/m	mV/A/m	mV/A/m	mV/A/m	mV/A/m	mV/A/m	mV/A/m	mV/A/m
16	2.9	2.9	2.9	2.9	2.5	2.5	2.5	2.5



# Caledonian

FIRETOX LSZH Flame Retardant Power & Control Cables

[www.caledonian-cables.com](http://www.caledonian-cables.com)


[marketing@caledonian-cables.com](mailto:marketing@caledonian-cables.com)



Rated voltage



Flame Retardancy  
IEC 60332-1-2



Halogen Free  
IEC 60754-1



IEC60502-1



Low Corrosivity  
IEC 60754-2



Low Smoke Emission  
IEC 61034-2



Reduced Fire Propagation  
IEC 60332-3-24